

HOUGHTON MIFFLIN HARCOURT

JOURNEYS



Program Authors

James F. Baumann · David J. Chard · Jamal Cooks
J. David Cooper · Russell Gersten · Marjorie Lipson
Lesley Mandel Morrow · John J. Pikulski · Héctor H. Rivera
Mabel Rivera · Shane Templeton · Sheila W. Valencia
Catherine Valentino · MaryEllen Vogt

Consulting Author

Irene Fountas



HOUGHTON MIFFLIN HARCOURT
School Publishers

Cover illustration by Jimmy Pickering.

Copyright © 2011 by Houghton Mifflin Harcourt Publishing Company

All rights reserved. No part of this work may be reproduced or transmitted in any form or by any means, electronic or mechanical, including photocopying or recording, or by any information storage and retrieval system, without the prior written permission of the copyright owner unless such copying is expressly permitted by federal copyright law. Requests for permission to make copies of any part of the work should be addressed to Houghton Mifflin Harcourt Publishing Company, Attn: Contracts, Copyrights, and Licensing, 9400 SouthPark Center Loop, Orlando, Florida 32819.

Printed in the U.S.A.

ISBN 10: 0-54-725174-2

ISBN 13: 978-0-54-725174-5

6 7 8 9 0868 18 17 16 15 14 13 12

4500353316

If you have received these materials as examination copies free of charge, Houghton Mifflin Harcourt Publishing Company retains title to the materials and they may not be resold. Resale of examination copies is strictly prohibited.

Possession of this publication in print format does not entitle users to convert this publication, or any portion of it, into electronic format.

Hello, Reader!

Each day you are becoming a better reader. Good for you!

The stories in this book will take you to the sea, the jungle, and the desert. You will see animals that are furry, scaly, slinky, feathered, striped, and spotted. You will even read about sea slugs!


Get ready to read new words, visit new places, and learn about the world around us!

Sincerely,

The Authors



Nature Near and Far

 **Big Idea** It's a big, wonderful world.

Lesson

11

Words to Know 10

Background 12

Comprehension: Author's Purpose 13

Sea Animals

INFORMATIONAL TEXT 14



written and photographed by Norbert Wu

Your Turn 31

Water INFORMATIONAL TEXT 32

Making Connections 35

Grammar/Write to Inform 36





Lesson

12

Words to Know	40
Background	42
Comprehension: Sequence of Events	43

How Leopard Got His Spots

FOLKTALE 44



written and illustrated by Gerald McDermott

Your Turn 61

The Rain Forest INFORMATIONAL TEXT 62



Making Connections 65

Grammar/Write to Inform 66



Lesson

13



Words to Know	70
Background	72
Comprehension: Cause and Effect	73
Seasons INFORMATIONAL TEXT	74
written by Pat Cummings	
Your Turn	93
The Four Seasons POETRY	94
Making Connections	97
Grammar/Write to Inform	98





Lesson

14

Words to Know 102

Background 104

Comprehension: Conclusions..... 105

The Big Race

FANTASY 106

written by Pam Muñoz Ryan
illustrated by Viviana Garofoli

Your Turn 125



The Olympic Games

INFORMATIONAL TEXT 126

Making Connections 129



Grammar/Reading-Writing Workshop

 Report 130



Lesson

15



Words to Know 134

Background 136

Comprehension:

Compare and Contrast 137

Animal Groups

INFORMATIONAL TEXT 138

written by James Bruchac

Your Turn 157

Animal Picnic PLAY 158

Making Connections 161

Grammar/Reading-Writing Workshop

 Report 162

READING POWER 166

Unit Wrap-Up 168

Words to Know G1

Glossary G2



Nature

Near and Far



Unit 3



Big  Idea

It's a big,
wonderful world.




Paired Selections

Read Together


Lesson

11



Sea Animals

Page 14




Water

Page 32


Lesson

12



How Leopard Got His Spots

Page 44




The Rain Forest

Page 62


Lesson

13



Seasons

Page 74



The Four Seasons

Page 94


Lesson

14



The Big Race

Page 106




The Olympic Games

Page 126


Lesson

15



Animal Groups

Page 138




Animal Picnic

Page 158

Readers' Theater

Lesson

11



✓ WORDS TO KNOW HIGH-FREQUENCY WORDS

cold
where
blue
live
far
their
little
water

Vocabulary
Reader



Context
Cards



Read
Together

Words to Know

- Read each **Context Card**.
- Make up a new sentence that uses a blue word.

1

cold

This ocean water is very **cold**.



2

where

Sharks live **where** the ocean is deep.



3

blue

Today the ocean water looks **blue**.



4

live


Whales **live** in all the oceans of the world.



5

far

Squid swim **far** below the ocean's surface.



6

their


Their home is by the ocean.



7

little

Many **little** fish live in the ocean.



8

water

Some people take photos in the **water**.



Background


Read
Together



TARGET SKILL

At Home in the Sea

1. Some animals **live** in warm, **blue** seas.
2. Other animals live in icy **cold water**.
3. How do sea animals get **their** food?
4. Some animals swim **far** to get food.
5. Some fish stay **where** plants grow.
6. Big fish may eat **little** fish.



Name more big and little sea animals.

Comprehension

Read
Together

✓ TARGET SKILL Author's Purpose

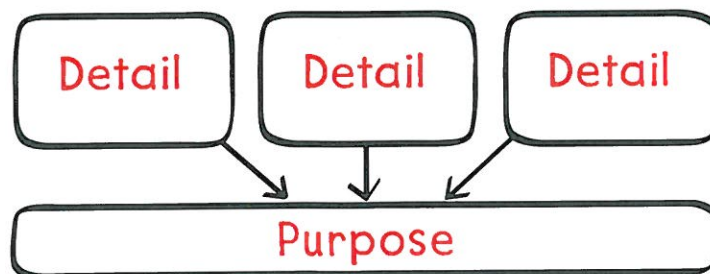
Authors write for many reasons.

They write stories to make you laugh.


They write nonfiction selections to give information and help you learn things. Good readers think about why an author writes.



As you read **Sea Animals**, figure out why the author wrote and what he wants to tell you.



Main Selection



WORDS TO KNOW

cold	far
where	their
blue	little
live	water



TARGET SKILL

Author's Purpose Tell why an author writes.

<input type="text"/>	<input type="text"/>	<input type="text"/>
<input type="text"/>		



TARGET STRATEGY

Analyze/Evaluate Tell how you feel about the text, and why.

GENRE


Informational text gives facts about a topic.



Meet the Author
and Photographer

Norbert Wu

Norbert Wu's job as a nature photographer is exciting, but it can be dangerous. While taking photos of sea creatures, Mr. Wu has been attacked by sharks and trapped in an underwater cave. Check out his work in the book **Fish Faces**.




SEA ANIMALS

written and photographed by Norbert Wu




Essential Question


Why do authors write stories?



What is it like to **live** in the sea?




Lots of animals and plants live here.




giant jellyfish

The animals can be big.



clown fish

They can be **little**.



stingray

This flat fish has big **blue** spots.



ghost pipefish

This thin fish has pink spots.



sea slug

Some animals must be in **water** to live. This sea slug can rest on rocks in the water.



crab

Some animals can live in water and on land. This crab can run and dig in the sand.



penguins


Penguins can live **where** it is **cold**.
They just had a cold swim. Brrr!




California sea lions


Sea lions can live where it is warm.
They will nap on rocks in the sun.

A turtle is not fast on land.
It can swim fast in water.



It has flippers that help it swim fast. It can swim far.





sea star

Sea stars are not fast. They take little steps on sand and rocks.



moray eels

Some animals eat plants. Lots of them eat fish. Some will hunt for a snack with a pal.

The sea is full of lots of animals.
The water is **their** home.


Your Turn

Read Together



Under the Sea

Create a Mural Make a sea mural with a partner. Work together to draw animals and plants that live in the sea. Look at the photographs in **Sea Animals** to help you. PARTNERS



Turn and Talk


Animal Facts

Why do you think the author wrote **Sea Animals**? Talk about it with a partner. Tell two facts you learned from the selection.

AUTHOR'S PURPOSE



Read Together



Connect to Science



WORDS TO KNOW

cold	far
where	their
blue	little
live	water

GENRE

Informational text gives facts about a topic. This is from a science textbook.

TEXT FOCUS

Illustrations are pictures that show more about the text.

Water

What is one thing that all living things, whether they are big or **little**, have in common? They need **water** to **live**.

Water comes in different forms. The water you drink is a liquid. A liquid flows and takes the shape of the container it is in.





Water can freeze into ice or snow. Frozen water is a solid. A solid has its own shape.

What is ice? Ice is water that has frozen. It is hard and **cold**.



Where does snow come from? Snow is tiny pieces of frozen water that fall from the clouds.

Ice and snow are found in many places around the world. The North Pole is one of these places. There is cold, blue water all around it. People cannot live that far north for very long, but some animals make their homes near the North Pole.



Making Connections

Read Together



Text to Self

Write to Describe Think about your favorite sea animal from the selection. Write sentences to describe it to a classmate.



Text to Text

Connect to Science Look at the pictures in **Sea Animals**. How many forms of water do you see? What are they?


Text to World

Use a Globe Use a globe to find two different oceans. Draw and label sea animals that you think might live in each ocean.

Grammar

Read
Together

Proper Nouns A noun that names a special person or animal is called a **proper noun**. Proper nouns begin with capital letters.



When a **title** is used before a name, it begins with a capital letter, too. A title usually ends with a period.

Mr. Diaz

Mrs. Sims

Miss Reed

Turn and Talk

Make up a name for each person and animal and write it on another sheet of paper. Use at least one title. Share your names with classmates.

1.



4.



2.



5.



3.




Grammar in Writing

When you proofread your writing, be sure you have written the names of people and animals correctly.

Write to Inform

Read Together




 **Sentence Fluency** Sometimes you will write **sentences** that give readers facts. One kind of fact describes how something happens.

Joy wrote about sea lions. Then she added **loudly** to describe how sea lions bark.

Revised Draft

A sea lion can bark.
^{loudly}
^

Writing Traits Checklist

-  **Sentence Fluency** Do my sentences have words that tell **how**?
-  Did I spell words correctly?
-  Did I use capital letters correctly?

Look for words that tell **how** in Joy's final copy. Then revise your writing. Use the Checklist.

Final Copy



Sea Lions



Sea lions do amazing things. A sea lion can bark loudly. It uses its flippers to move quickly on land or in water.



Lesson

12

Read Together



WORDS TO KNOW

HIGH-FREQUENCY WORDS

brown

own

very

off

never

know

out

been

Vocabulary Reader



Context Cards



Words to Know

- Read each Context Card.
- Describe a picture, using the blue word.

1

brown


Some hyenas have **brown** fur.



2

own

Zebras know their **own** mother by her stripes.



3

very


The snake in that tree is **very** long.



4

off

The bird flew **off** the rock and into the air.



5

never


Rhinos eat plants.
They **never** eat meat.



6

know

Leopards **know** how to climb trees.



7

out

The turtle climbed **out** of the pond.



8

been

The giraffes have **been** moving fast.



Background

Read
Together




WORDS TO KNOW

Animals with Spots

1. You **never** **know** which spotted animals you might see when you go **out**.
2. There have **been** cows with **very** big spots.
3. Baby deer are **brown** with white spots.
4. Look at a ladybug's spots before it flies **off**.
5. Make your **own** list of animals with spots.

Some Animals with Spots




dog




cow



ladybugs



giraffe



deer

Comprehension

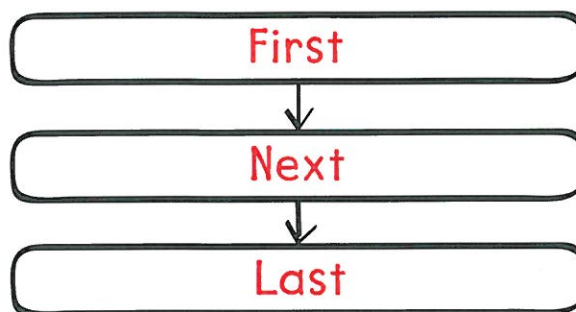
Read Together

✓ TARGET SKILL Sequence of Events


Most story events are told in time order. This order is called the **sequence of events**. Good readers think about what happens **first**, **next**, and **last** so that a story makes sense. Tell about the sequence of events in this leopard's life.



As you read **How Leopard Got His Spots**, think about the sequence of events.



Main Selection



WORDS TO KNOW

brown	never
own	know
very	out
off	been



TARGET SKILL

Sequence of Events

Tell the order in which things happen.

↓

↓



TARGET STRATEGY


Question Ask questions about the story.

GENRE

A **folktale** is an old story people tell. Why is **once upon a time** used in this folktale?


Meet the Author and Illustrator Gerald McDermott

When he was just four years old, Gerald McDermott started taking art lessons at a museum. Saturdays were spent at the museum drawing, painting, and looking at the artwork. Mr. McDermott's book **Arrow to the Sun** won the Caldecott Medal for best illustrations.



How Leopard Got His Spots

written and illustrated by Gerald McDermott



Essential Question

Why is the order
of story events
important?



Do you **know** how
Leopard got his spots?




Once upon a time, Fred
Turtle was playing catch with
Hal Hyena. Hal tricked Fred.
Then he ran away.



Fred felt **very** sad.
He called **out** for help.
“Help! I am stuck in
the plants,” he yelled.



Len Leopard ran to help.



Chop! Chop! Chop!
Len cut the plants **off** and
let Fred out.



Fred and Len danced in the
sun.

"This is such fun!" they said.




"I have never been this glad,"
said Fred. "I like to paint if I
am glad!"



Fred mixed paints from many flowers. Then he painted black stripes on Zel Zebra.



Fred painted Jill Giraffe next.
"Look at me!" said Jill.
"I have big **brown** spots now."



"I like spots very much.
Can I have spots, too?"
asked Len.



Fred got set to paint Len.



Now Len had spots
of his very own.




Zel, Jill, and Len had such fun looking at their spots and stripes.

Hal said, "Paint me, too!"



But Fred had a trick for Hal.
He splashed Hal with brown
paint. Hal yelled and ran off.



Now Fred and Len
are best friends.


Your Turn

Read Together



A New Friend

Write a Page Make a new page for the story. Think of another animal that Fred might meet. Draw a picture to show how Fred would paint his new friend. Write sentences to go with your picture. PERSONAL RESPONSE




Turn and Talk


Mix It Up

Think of three things that happened in the story. Say them to a partner in the wrong order. Have your partner tell which happened first, next, and last.

SEQUENCE OF EVENTS



Read Together



Connect to Science



WORDS TO KNOW

brown	never
own	know
very	out
off	been

GENRE

Informational text gives facts about a topic. This is from a science textbook.

TEXT FOCUS

A **map** is a drawing of a town, state, or other place.

The Rain Forest

A rain forest is a **very** wet and warm place. Rain forests have layers. Each layer has its **own** animals that live in it.

Canopy Layer The tops of trees poking **out** above the forest form this layer. The tree leaves and branches keep most sunlight **off** the layers below. Eagles, sloths, and monkeys live here.

Understory Layer This layer is above the ground. It is shady. Young trees and bushes grow here. Frogs, birds, and snakes live here.



Forest Floor Sunlight almost **never** reaches this layer. Tapirs, jaguars, and beetles live on the **brown** forest floor. Ants and giant anteaters also live there. Anteaters have **been** known to eat thirty thousand insects in a single day!



Do you **know** where the world's rain forests are? This map shows you.

Making Connections

Read Together



Text to Self

Write a Story What does **once upon a time** mean? Write a story about an animal you might see near your home. Begin your story with **once upon a time**.



Text to Text

Connect to Science Look back at both selections. Tell how the places where the animals live are alike and different.



Text to World

Make a Map Pretend that you are going to visit a rain forest. Draw a map showing where you will go. Explain any symbols you use on your map.

Grammar

Read
Together

Proper Nouns A noun that names a special place is also a **proper noun**. Proper nouns begin with capital letters.



Try This!

Write each sentence correctly. Use another sheet of paper.

1. I go to the pratt school.
2. My class took a trip to the kent zoo.
3. It is on ash street in hampton.
4. Next year I am moving to texas.
5. My new house is near fisher lake.



Grammar in Writing

When you proofread your writing, be sure you have written the names of places correctly.

Write to Inform

Read Together




 **Sentence Fluency** In good **instructions**, the sentences tell the steps in order. Order words help make the steps easy to follow.

Akil drafted his instructions in a letter to his friend Pam. Later, he added the order word **Last**.

Revised Draft

Last,
4. ~~Color~~ brown spots.

Writing Traits Checklist

-  **Sentence Fluency** Do my instructions have order words?
-  Did I tell the steps in order?
-  Did I include a greeting and a closing in my letter?

Revise your work using the Checklist.
Follow Akil's instructions to make a puppet!

Final Copy



Dear Pam,

I made a leopard puppet. Here is how you can make one, too.

1. First, get a small paper bag.
2. Next, fold the sides of the flap.
3. Then, glue on ears, eyes, a nose, and whiskers.
4. Last, color brown spots.

I hope you have fun making your puppet.

Your friend,

Akil



Lesson

13



WORDS TO KNOW

HIGH-FREQUENCY WORDS

green

yellow

grow

open

fall

new

down

goes

Vocabulary Reader



Context Cards



Read Together

Words to Know

- Read each **Context Card**.
- Choose two blue words. Use them in sentences.

1

green

The **green** buds come out in the spring sun.



2

yellow

He put on **yellow** boots on a rainy day.



3

grow

Many flowers **grow** in the summer.



4

open

The windows can be **open** on a hot day.



5

fall

The leaves change color in **fall**.



6

new

She has a brand **new** backpack for school.



7

down

Snow comes **down** on a cold day.



8

goes

She **goes** to the park to skate with her mom.



Background

Read
Together



WORDS TO KNOW

Four Seasons

1. Winter comes and **goes**.
2. A **new** season starts. It is spring!
3. **Green** plants **grow**. Then it is summer.
4. Many flowers are **open** in summer.
5. **Fall** comes next. Leaves turn **yellow**.
6. Snow falls **down**. Winter is here again.



Spring



Summer



Fall



Winter

Comprehension

Read Together

 **TARGET SKILL** Cause and Effect

One story event can make, or cause, another event to happen. The **cause** happens first. It is the reason why something else happens. The **effect** is what happens because of the first event.




Cause: It is raining.

Effect: The girls stand under an umbrella.

As you read **Seasons**, think about what happens in each season and why.

What happens?	Why?

Main Selection



✓ WORDS TO KNOW

green	fall
yellow	new
grow	down
open	goes

✓ TARGET SKILL

Cause and Effect Tell what happens and why.

--	--

✓ TARGET STRATEGY

Visualize Picture what is happening as you read.

GENRE

Informational text gives facts about a topic.

Meet the Author

Pat Cummings

Pat Cummings loves getting letters from kids who have read her books. Sometimes they send her other things too, such as T-shirts, mugs, drawings, and even science projects. *Clean Your Room, Harvey Moon!* is just one of her many books.



A young child with dark hair, wearing a pink long-sleeved shirt and light blue pants, is running on a sandy beach. The child is holding a small object in their right hand. In the background, the ocean waves are visible under a clear blue sky. A colorful kite with a rainbow pattern is flying in the upper left corner of the image.

SEASONS

written by Pat Cummings

Essential Question

What changes do the different seasons cause?

Spring

A vibrant green background featuring a repeating pattern of small, stylized floral motifs. The lower portion of the image shows a close-up of a lush green lawn with a wooden garden bed edge on the right side.



In the spring,
fresh winds blow.
We plant **new** seeds,
and **green** buds **grow**.



Eggs hatch **open**.
Little chicks sing.
The sun is out.
It must be spring!




The grass gets wet.
Splish! Splash! Splish!
When we step,
we hear it squish.

Summer

A vibrant photograph of children playing outdoors. In the foreground, a young girl with dark hair and bangs, wearing a blue and white striped shirt, is blowing a bubble with a yellow wand. Behind her, a boy in a green shirt is also blowing a bubble. To the left, another child is partially visible. The background is a soft-focus green landscape with a yellow banner at the top. The word 'Summer' is written in large white letters across the banner. Small sun icons are scattered around the text. The overall mood is bright and cheerful.



Then summer is here
and it gets hot.
We are not in school.
We play a lot.

A young boy with dark hair and a blue jacket is smiling and looking at the camera. He is standing in a field of tall sunflowers with large green leaves. The sunflowers are yellow with dark brown centers. The background is a dense green hedge or wall. The text is overlaid on a bright, circular glow in the upper part of the image.


Bugs buzz and hum.
The plants grow tall.
Next to them,
I look small.




Summer goes fast,
and when it ends,
we will go back to school
with all our friends.

Fall





In **fall** the leaves
are red, **yellow**, and brown.
In a gust of wind,
they will fall **down**.

A photograph of three children playing in a field of autumn leaves. The children are standing in front of a wooden picket fence. The child on the left is a young boy wearing an orange sweater and blue jeans, with his arms raised. The child in the middle is a young girl wearing a colorful striped sweater and pink pants, also with her arms raised. The child on the right is a young girl wearing a blue jacket and a pink hat, holding a handful of leaves. The background is a clear blue sky with many brown and orange leaves falling around them. A large white oval shape is superimposed on the sky, containing text.


The leaves crunch
as we jump and hop.
It is such fun,
we cannot stop!



Animals get nuts
and pack them away.
They will have lots to eat
on a cold day.

Winter






When it is winter,
cold winds blow.
It is fun to sled
on the soft snow.



When it is cold,
some animals rest.
This animal has
a nap in a nest.



A hat on a shelf
gives us a plan.
We will put the hat
on a big snowman!



Winter



Spring



Summer



Fall

Winter, Spring,
Summer, Fall.
Which is best?
We like them all!

Your Turn

Read Together



What's the Season?

Season Charades Work with a partner. Take turns acting out a season. Think of ways to show what the season is like. Be sure you do not use words! Have your partner guess which season you are. PARTNERS



Turn and Talk

What to Wear

What kinds of clothes do you wear in each season? Talk about it with a partner. Tell how the weather helps you decide what to wear. CAUSE AND EFFECT



Read Together



Connect to Poetry



WORDS TO KNOW

green	fall
yellow	new
grow	down
open	goes

GENRE

Poetry uses the sound of words to show pictures and feelings. Listen for rhythm and rhyme in the following poems.

TEXT FOCUS

Onomatopoeia is the use of words that imitate sounds.

The Four Seasons

The year **goes** by fast. Each season brings many changes. We see **green** grass **grow** each summer. In the **fall**, red and **yellow** leaves drift **down** from the trees. Snow comes in winter, and **new** flowers **open** up in spring.



Spring Song

The winter snow melts away
and the air is soft this sunny day.
What does this gentle wind sing?
I know! I know!
Here comes Spring!

by Charlotte Zolotow

Listen

Scrunch, scrunch, scrunch.
Crunch, crunch, crunch.
Frozen snow and brittle ice
Make a winter sound that's nice
Underneath my stamping feet
And the cars along the street.
Scrunch, scrunch, scrunch.
Crunch, crunch, crunch.

by Margaret Hillert





Seasons Song

to the tune of "Twinkle, Twinkle, Little Star"

Winter, spring, summer, fall,
Which one is the best of all?
Winter has the cold and snow.
Spring has rain so flowers grow.
Summer has the hot, hot sun.
Fall has school and friends and fun.

Write About the Seasons

Draw a picture of your favorite season. Then write a poem about it. Try using rhyming words and sound words.

Making Connections

Read Together



Text to Self

Write to Describe What is your favorite season? Write sentences to describe it.



Text to Text

Connect to Poetry List pairs of rhyming words from the selections. Choose a pair and write two more rhyming words.



Text to World

Tell About Seasons Locate your state on a globe. Then locate a country. Tell how you think the seasons in both places might be the same or different.

Grammar

Read Together

Subjects and Verbs In a sentence, the subject and the verb have to agree. Both must tell about the same number of people or things. Add **s** to most **verbs** when they tell about a **noun** that names one.



One

More Than One

One **boy** **pulls** his sled.

Two **girls** **pull** their dog.

Brett **slides** down the hill.

Children **slide** across the pond.

Turn and Talk

Choose the correct verb to finish each sentence. Take turns reading a sentence aloud with a partner. Then talk about how you chose the correct verb.



1. Raindrops _____ each spring.
fall falls
2. Flowers _____ in the garden.
grow grows
3. One bug _____ all night.
hum hums
4. Now the sun _____ brightly.
shine shines
5. The children _____ in the pool.
swim swims




Grammar in Writing

When you proofread your writing, be sure you have written the correct verb to go with each noun.

Write to Inform

Read
Together

 **Ideas** When you write **sentences** that tell facts, be sure all your sentences are about one main idea.

Kyle wrote about winter. Then he took out a sentence that didn't belong.




Revised Draft

Winter is the coldest season.

Sometimes it snows here.

~~I have a dog.~~

Writing Traits Checklist

-  **Ideas** Are all my sentences about one main idea?
-  Does each detail sentence tell a fact?
-  Did I write the correct verb to go with each noun?

Look for the main idea sentence in Kyle's final copy. Then revise your writing. Use the Checklist.

Final Copy

A Chilly Season

Winter is the coldest season.

Sometimes it snows here.

The lake freezes.


People skate on it.



Lesson

14

Read Together



WORDS TO KNOW

HIGH-FREQUENCY WORDS

two
into
three
starts
over
four
five
watch

Vocabulary Reader



Context Cards



Words to Know

- Read each Context Card.
- Use a blue word to tell about something you did.

1

two


Two desert lizards are sitting on the rock.



2

into

The bird flew **into** the big cactus.



3

three


There are **three** birds resting in the sun.



4

starts

The desert **starts** to cool down at sunset.



5

over

A hawk flew **over** the tall rocks.



6

four

All **four** legs of this fox are strong.



7

five

This desert flower has **five** red spots.



8

watch

The rabbits **watch** and listen for danger.



Background

Read
Together

✓ WORDS TO KNOW Running Contest

1. The race **starts** at **four** o'clock.
2. We **watch** the runners get **into** place.
3. **Five** runners start to go fast.
4. Then **three** of the runners slow down.
5. **Two** runners are very close.
6. The winner goes **over** the finish line!



Who do you think will win this race?
Tell about races you have been in.

Comprehension

Read Together

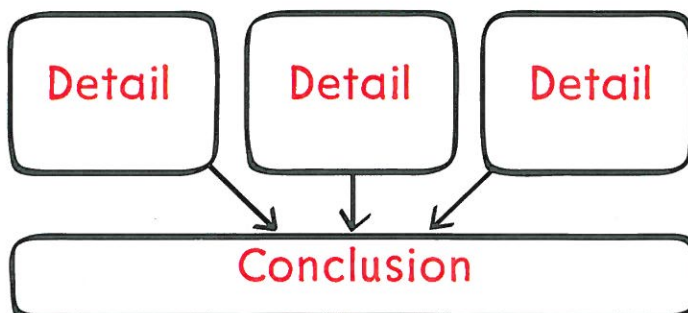
✓ TARGET SKILL **Conclusions**

In a story, authors do not always tell all the details. Readers must use story clues and what they already know to make a smart guess about what the author does not say. This smart guess is a **conclusion**.



Conclusion: The boy won.
What clues helped you know this?

As you read **The Big Race**, use story clues and what you already know to think of conclusions. Use a chart like this one to tell what helps Red Lizard win the race.



JOURNEYS
DIGITAL

Powered by
DESTINATIONReading®

Comprehension Activities: Lesson 14

Main Selection



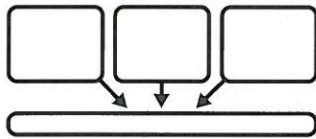
WORDS TO KNOW

two	over
into	four
three	five
starts	watch



TARGET SKILL

Conclusions Use details to figure out more about the text.



TARGET STRATEGY

Infer/Predict Use clues to figure out more about story parts.

GENRE

A **fantasy** is a story that could not happen in real life.

Meet the Author

Pam Muñoz Ryan



California summers can be very hot. When Pam Muñoz Ryan was growing up, she was often at the library on summer days. That's because the library was one of the few places nearby with air conditioning!

Meet the Illustrator

Viviana Garofoli



Viviana Garofoli and her family make their home in the country of Argentina. **Sophie's Trophy** and **My Big Rig** are two of the books she has illustrated.



The Big Race

written by Pam Muñoz Ryan

illustrated by Viviana Garofoli



Essential Question

What clues help
you figure out why
events happen?



Today is the big race.



"I like cake!" said Red Lizard.
"I will run in that race."



Red Lizard gets to the race.
Four animals will run with him.



Cottontail is not late.
She will run in lane one.




Rat naps in the shade.
She will run in lane **two**.



Snake takes his spot in lane **three**.
Roadrunner stands in lane four.
He waves to his pals.



Red Lizard is in lane **five**.
The animals bend and hop.



The flag is down, and the race **starts!**
Many animals **watch** and clap.



Cottontail does not get far.



Rat falls into the hay.



Snake stops and chases bugs.



Roadrunner trips **over** a rake.
Who will win?


Hip, Hip,
Hooray!



It's Red Lizard who wins!



“Watch me eat this cake,” he yells.
Red Lizard looks at his big cake.



Red Lizard looks at his pals.



His pals like cake, too.
What will Red Lizard do now?



Red Lizard gets five plates.
He gets cake for his pals, too.
Hip, Hip, Hooray for Red Lizard!

Your Turn

Read Together



Hip, Hip, Hooray!

Write Sentences Red Lizard cheers when he wins the big race. Write about something that made you cheer. What happened? How did you feel? **PERSONAL RESPONSE**




Turn and Talk

Figure It Out

Look at the end of the story. Why do you think Red Lizard shares the cake with his pals? Talk about it with a partner. Tell how the words and the pictures helped you decide. **CONCLUSIONS**



Read Together



Connect to Social Studies



WORDS TO KNOW

two	over
into	four
three	five
starts	watch

GENRE

Informational text gives facts about a topic. This is a magazine article.

TEXT FOCUS

Captions tell more information about a photo or picture. Read captions to find facts.

THE OLYMPIC GAMES

by Margaret Bishop

The Olympic Games are sports games. Athletes come from many countries to play. Many people **watch**, too. Here are **three** American athletes who have been in the Olympics.

A parade **starts** the Olympic Games.



Lake Placid, New York, 1980


Eric Heiden was a speed skater. He was in **five** races, and he won all of them! He skated **into** history.



Los Angeles, California, 1984

Carl Lewis ran in races. He was in the long jump, too. He won **four** gold medals.

Carl won nine gold medals in four different Olympics.





Atlanta, Georgia, 1996

Kerri Strug had **two** tries to go **over** the vault. She fell once, but she tried again. She did it!



Making Connections

Read Together



Text to Self

Write About Sports Which sport would you like to win? Draw yourself winning. Write a sentence to go with it. Capitalize the first word.



Text to Text

Connect to Social Studies Think about the selections. Discuss with a partner which one is real and which is fantasy. Take turns and tell how you know.


Text to World

Map a Race Course Pretend you will run a race through your neighborhood. Where does the race begin? Where is the finish line? Draw a race course map.

Grammar

Read
Together

Verbs and Time Some **verbs** tell what is happening now. Some verbs tell what happened in the past. Add **ed** to most verbs to tell about the past.



Now

The **animals** **watch** the race now.

They **cheer** for their friends.

In the Past

The **animals** **watched** the race yesterday.

They **cheered** for their friends.

Turn and Talk

Work with a partner. One partner reads aloud a sentence. The other partner finds the verb. Together, tell how to write the verb to tell about the past. Take turns.

1. The runners look at the flag.
2. They start the race.
3. Some racers jump high.
4. They finish the race quickly.
5. The winners pick prizes.



Grammar in Writing

When you proofread your writing, be sure each verb tells clearly if something is happening now or in the past.

Write to Inform


Read
Together

 **Ideas** A good **report** needs facts!

Before you start writing, find facts to answer the question you wrote about your topic.

Lena found information about lizards.
She took notes to remind her of the facts.

Exploring a Topic



Prewriting Checklist

- Did I write a good question about my topic?
- Will my notes help me remember the facts?
- Did I use good sources for information?

Look for facts in Lena's notes. Then record your own notes. Use the Checklist.

Planning Chart

My Question

What do real lizards do?

Fact 1

change color

Fact 2

run fast on back legs



Fact 3

puff up to look big






WORDS TO KNOW

HIGH-FREQUENCY WORDS

bird
fly
both
long
eyes
or
those
walk

Vocabulary
Reader



Context
Cards



Words to Know

- Read each **Context Card**.
- Ask a question that uses one of the blue words.

1

bird

An eagle is a **bird** with big, strong wings.



2

fly

Bats are mammals that are able to **fly**.



3

both

The lizard has **both** stripes and spots.



4

long

This kangaroo has a **long** tail.



5

eyes


This dog has blue **eyes**.



6

or

Ducks can either swim **or** fly.



7

those

Those fish are not the same colors.



8

walk

The elephants **walk** together in a group.



Background

Read
Together


✓ **WORDS TO KNOW** Animals on the Move

1. A **bird** will **fly**, and a fish will swim.
2. **Both** lions and foxes run.
3. Frogs hop **or** swim.
4. A giraffe will **walk** on **long** legs.
5. A hawk's **eyes** spot food, and it dives.
6. **Those** are some ways animals move.

Four Animal Groups



Reptiles



Fish



Birds



Mammals

Can you name these animals?

Name more animals in each group.

Comprehension

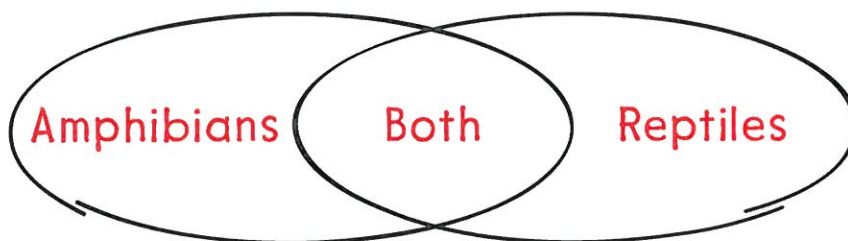


 **TARGET SKILL** Compare and Contrast


When you **compare**, tell how things are the same. When you **contrast**, tell how things are different. Good readers think of how things are alike and different to help them understand a story better. How are a dog and a cat alike? How are they different?



As you read **Animal Groups**, think about the ways animals from different groups are the same and different.



Main Selection



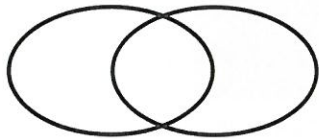
WORDS TO KNOW

bird	eyes
fly	or
both	those
long	walk



TARGET SKILL

Compare and Contrast
Tell how two things are alike or not.



TARGET STRATEGY

Monitor/Clarify Find ways to figure out what doesn't make sense.

GENRE

Informational text
gives facts on a topic.



Meet the Author

James Bruchac

James Bruchac has many interests. He is a writer, a storyteller, an animal tracker, and a wilderness guide.

Together with his father, Joseph Bruchac, he wrote the books **How Chipmunk Got His Stripes** and **Turtle's Race with Beaver**.


Animal Groups

written by James Bruchac



Essential Question


How are animals
the same and
different?



Fish



Reptile



Amphibian

Let's take a look at five animal groups.



Bird



Mammal

How are animals in a group the same?

Fish

fin


eye

mouth

gill

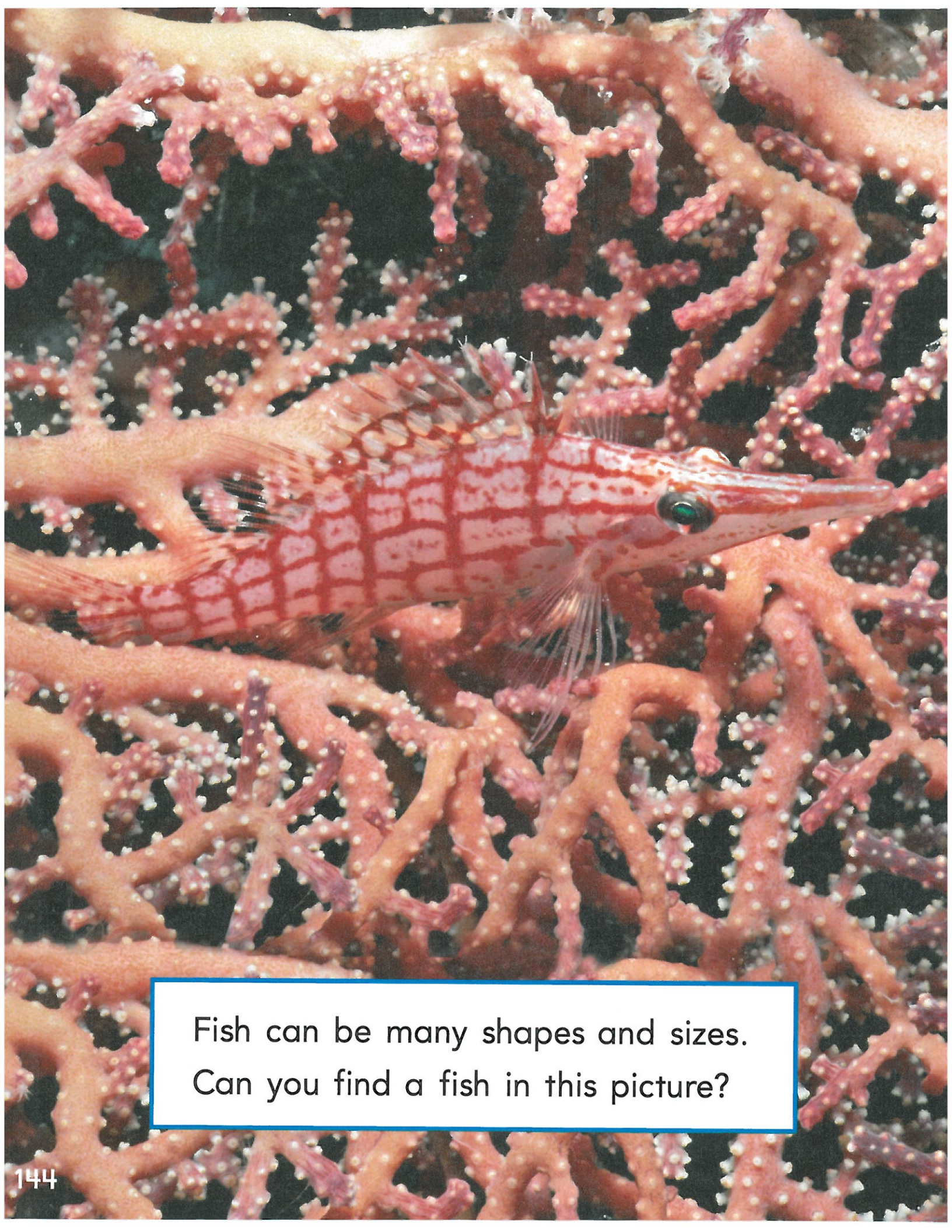
fin

Fish must live in water. Fish have gills that help them breathe in water.




tail

Fish have fins and tails. **Those** help them swim.



Fish can be many shapes and sizes.
Can you find a fish in this picture?


Reptiles



Reptiles can live on land. Some like to be in water. Reptiles have scales on their skin.




Many reptiles hatch from eggs.




Snakes cannot **walk**. They do not have legs. This snake slides its **long** body on the grass.

Amphibians




Amphibians spend time **both** on land and in water. They do not have scales. Their skin is wet.



tadpoles

Amphibians hatch from eggs.
Tadpoles hatch and grow to be frogs.


Birds



A **bird** has feathers and wings. This bird's **eyes** are on the sides of its face!




Many birds can fly. Some can run or swim fast.



Birds hatch from eggs. This hen made a nest for its eggs.

Mammals




Mammals can be many shapes and sizes.
They have hair on their skin.



A mammal mom can
make milk for its baby.



Lots of mammals live on land,
but some live in water.



Did you know that you
are a mammal, too?

Your Turn

Read Together



Guess the Group!

Write a Riddle Write a riddle about one of the animal groups in the selection. Read your riddle to a partner. Have your partner guess the animal group. PARTNERS

I have gills and live in water.


Turn and Talk

Alike and Different

Work with a partner. Choose two animals that are shown in **Animal Groups**. Make sure the animals are from different groups. Talk about how they are alike and different. COMPARE AND CONTRAST



Read Together



Connect to Plays



WORDS TO KNOW

bird	eyes
fly	or
both	those
long	walk

GENRE

A **play** is a story that people act out.

TEXT FOCUS

Stage directions in plays tell about the characters and setting.

Animal Picnic

by Debbie O'Brien

Cast of Characters



Fox



Cow



Bird



Hi, Cow and **Bird**.

How was your trip?



I had to **walk** to get here.



I had to **fly**.



(pointing to Cow's basket)

What food did you bring for our picnic?



I brought grass. I use my flat teeth to grind it.



I brought meat. I use my **long**, sharp teeth to eat it.




We **both** have teeth, but we eat different things!



(pointing to Bird's basket)

What did you bring, Bird?





I did not bring grass **or** meat.
I brought seeds. Birds don't
have any teeth!



How will you eat **those** seeds
without teeth?





Keep your **eyes** on me!
(Bird eats some seeds.)
Yum, yum, yum!



Making Connections

Read Together



Text to Self

Talk About Animals Which animal group is your favorite? Discuss with a partner.



Text to Text

Connect to Language Arts Choose an animal from **Animal Groups**. Then think about the play. Write what that animal might say and do at the picnic.

Text to World

List Questions Think of an animal you would like to know more about. List questions you have about the animal. Where could you find the answers?

Grammar

Read Together

The Verb be The verbs **is** and **are** tell what is happening now. Use **is** with a noun that names one.

One	More Than One
 <p>This chick is small.</p>	 <p>Two chicks are small.</p>

The verbs **was** and **were** tell what happened in the past. Use **was** with a noun that names one.

One	More Than One
 <p>One egg was here.</p>	 <p>Two eggs were here.</p>

Turn and Talk

Read each sentence aloud two times, saying a different verb each time. Ask your partner to repeat the sentence with the correct verb. Then switch roles.

1. Animals _____[?] many sizes.
is are

2. This reptile _____[?] small.
is are

3. A frog _____[?] once a tiny tadpole.
was were

4. Lions _____[?] little cubs.
was were

5. The snake _____[?] long and thin.
is are




Grammar in Writing

When you proofread your writing, be sure you have used the verbs **is**, **are**, **was**, and **were** correctly.

Write to Inform

Read Together

 **Word Choice** In a good **report**, the right words make the facts easy to understand.

Lena drafted her report. Later, she wrote different words to make her meaning clear.

Revised Draft


Some lizards puff up ^{with air} to
~~bigger~~ ^{to an enemy}
look ~~big~~ ^{big}.

Revising Checklist

- Did I use words that make my meaning clear?
- Did I use correct punctuation?
- Did I spell words correctly?

Look for exact words in Lena's final copy.
Then revise your writing. Use the Checklist.

Final Copy



An Interesting Reptile

Lizards do some funny things.
Some can change color quickly.
Others run fast using only their
back legs. Some lizards
puff up with air to look
bigger to an enemy.



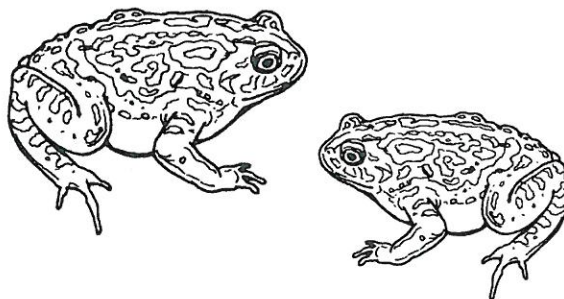
Read the next two selections. Then tell what the authors want you to learn.

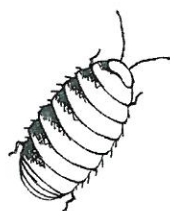
Frogs and Toads

Frogs and toads are alike in some ways. They both lay eggs in water. They both live in water when they are small. They both eat lots of bugs.

Frogs and toads are different in some ways, too. Frogs have smooth, wet skin. Frogs live in or near water. They have long back legs, too. This helps them hop and swim.

Toads have dry, bumpy skin. Toads spend much of their time on land. They have small back legs. This helps them walk.



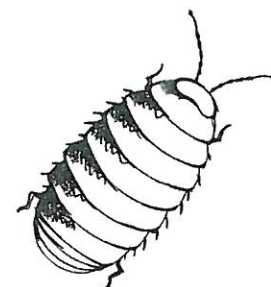
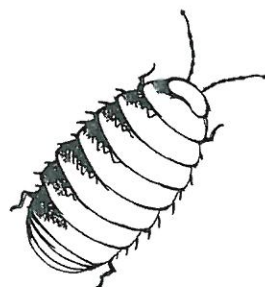
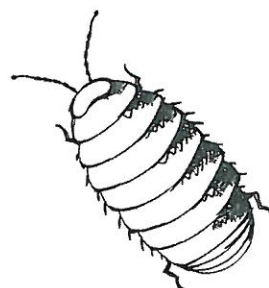
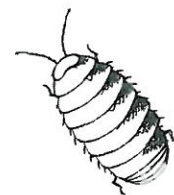


Roly-Poly Bugs

A pill bug is also called a roly-poly. It is a very small animal. It can roll into a little ball that looks like a pill. This helps to keep it safe from danger.

Pill bugs hatch from eggs. They like to live in places that are damp. Many pill bugs live under leaves, rocks, or logs.

Many people think pill bugs are insects. They are not. Insects have six legs, but a pill bug has fourteen legs. It is in the same animal group as a crab!






Read Together

Unit 3 Wrap-Up

The Big Idea

Animal Wonders Think about the animals from the stories you have read. Write three things you learned about the ways animals live.



Listening and Speaking

Who Am I? Play an animal guessing game with a small group. Take turns acting out different animals, such as sea lion, elephant, or roadrunner. Others try to guess the animal.



Words to Know

Unit 3 High-Frequency Words

11 Sea Animals

cold	far
where	their
blue	little
live	water

14 The Big Race

two	over
into	four
three	five
starts	watch

12 How Leopard Got His Spots

brown	never
own	know
very	out
off	been

15 Animal Groups

bird	eyes
fly	or
both	those
long	walk

13 Seasons

green	fall
yellow	new
grow	down
open	goes

Glossary

A

amphibians

An **amphibian** is an animal that lives in water and on land. Frogs are **amphibians**.



B

blow

To **blow** means to push air. The winds **blow** the cold air across the land.

body

The **body** of a person or animal is made up of the parts you can see and touch. We are learning about the parts of the **body**.

breathe

To **breathe** is to take in breaths of air. I **breathe** in the fresh air when I am outside.

C

cottontail

A **cottontail** is a kind of rabbit. That **cottontail** has a white fluffy tail.

D

danced

To **dance** means to move to music.
We played music and **danced** for hours.

day

A **day** is the time from one morning to the next morning.
Tuesday was a sunny **day**.



F

feathers

A **feather** is a part of a bird. The bird had soft **feathers**.

fish

A **fish** is an animal that lives in water. My uncle has a yellow **fish** with black stripes.

flippers

A **flipper** is a kind of arm that helps an animal swim. The seal used its **flippers** to move in the water.


flowers

A **flower** is a part of a plant. We planted pretty **flowers** in the garden.

G

giraffe

A **giraffe** is a tall spotted animal with a long neck. The **giraffe** ate leaves from the top of the tree.



group

A **group** is a number of people or things together. A **group** of us went swimming last Saturday.

H

hair

Hair is what grows on your head. My dad cuts my **hair** when it gets too long.

hay

Hay is a kind of grass that has been cut and dried. My horse likes to eat **hay**.



home

A **home** is a place where people or animals live. Jellyfish make their **home** underwater.

hooray

Hooray is something people shout when they are happy. When I hit a home run, my parents yelled **hooray!**

hyena

A **hyena** is a wild animal that looks like a dog. The **hyena** is found in Africa and Asia.

L

leaves

A leaf is a part of a plant. In the fall, the leaves turn pretty colors.

leopard


A leopard is a wild animal that looks like a cat with spots. The leopard paced in its cage.

lions

A lion is a large wild animal that looks like a big cat. We saw a movie about lions in Africa.

lizard

A lizard is a small reptile. The lizard lay on the rock in the hot sun.



M

mammals

A mammal is a warm-blooded animal. Cats are mammals.

P

paints

To **paint** means to cover something with color. My Aunt Carly **paints** houses.

penguins

A **penguin** is a kind of bird that lives in cold places. **Penguins** keep their chicks warm.

pink

Pink is a very light shade of red. My sister painted her nails **pink**.



R

race

A **race** is a contest to find out who is the fastest. Selena got to the finish line first and won the **race**.

reptiles

A **reptile** is a cold-blooded animal. Snakes are **reptiles**.

roadrunner

A **roadrunner** is a very fast bird. We saw a **roadrunner** in the Arizona desert.

S

school

A **school** is a place where students learn from teachers. My best friend and I go to the same **school**.

sea

A **sea** is a big body of water. The **sea** is filled with all kinds of fish.



sea lions

A **sea lion** is a large seal that lives by the ocean. **Sea lions** swim and then rest up on the rocks.

sea stars

A **sea star** is an ocean animal with long arms and thick skin. **Sea stars** are also called starfish.

seeds

A **seed** is a part of a plant. Most plants grow from tiny little **seeds**.

snow

Snow is tiny pieces of frozen water that fall from the clouds. When we woke up, the ground was covered with **snow**.

snowman

A **snowman** looks like a person made of snow. We piled three balls of snow on top of each other and made a **snowman**.

spring

Spring is the season that comes after winter. In the **spring**, the flowers begin to bloom.

summer

Summer is the season that comes after spring. This **summer** my family will go to the beach.

T

tadpoles

A **tadpole** is a baby frog. I found **tadpoles** swimming in our pond.

tails

A **tail** is a part of some animals' bodies. Rats have long **tails**.

tall

To be **tall** is to stand high above the ground. The giraffe is very **tall**.

turtle

A **turtle** is a reptile with a shell. The **turtle** went inside its shell as soon as I touched it.

W

warm

Warm means not very hot. The tea was still **warm** after it sat for a while.

wings

A **wing** is a part that helps something to fly. The bird flapped its **wings** and flew away.

winter

Winter is a season that comes after fall. Last **winter** was very cold!

Z

zebra

A zebra is a striped animal that looks like a horse. My favorite animal is the zebra.



Copyright (c) 2007 by Houghton Mifflin Harcourt Publishing Company. Adapted and reproduced by permission from *The American Heritage First Dictionary* and *The American Heritage Children's Dictionary*.

Acknowledgments

“Listen” by Margaret Hillert. Reprinted by permission of the author who controls all rights.
“Spring Song” from *Seasons: A Book of Poems* by Charlotte Zolotow. Copyright © 2002 by Charlotte Zolotow. Reprinted by permission of HarperCollins Publishers.

Credits

Photo Credits

Placement Key: (t) top; (b) bottom; (l) left; (r) right; (c) center; (bkgd) background; (frgd) foreground; (i) inset.

TOC **8a** (c) Alaska Stock LLC/Alamy; **8b** Spread (c)age fotostock/SuperStock; (c) Alaska Stock LLC/Alamy; **9** (tc) (c)Alaska Stock LLC/Alamy; **10** (t) (c)Konrad Wothe/Minden Pictures; **10** (b) (c)Reinhard Dirscherl/AGE FotoStock; **11** (tl) (c) Amanda Friedman/Stone/Getty Images; (tr) (c) Ron Sanford/Corbis; (cl) (c)George Grall/National Geographic/Getty Images; (cr) (c)Stockbyte; (bl) (c)Getty; (br) (c)Purestock/Getty Images; **12** HMCo; **14-30** (c)Norbert Wu Productions; **32** (c) (c)Lew Robertson/Getty Images; **41** (bg) (c) Siede Preis; **33** (bg) (c)Photodisc/Cybermedia; **35** inset (c)Andres Stapff/Reuters/Corbis; **36** (c) (c)George Grail/Getty Images; **37** (tl) (c) Johnny Johnson/Getty Images; (cl) (c)Vittorio Sciosia/Alamy; (bl) (c)Roger Tidman/CORBIS; (tr) (c)Jose B. Ruiz/naturepl.com; (cr) (c)Robert Brenner/PhotoEdit; **39** (br) HMCO; **40** (t) (c) Photodisc; **40** (b) (c) 1997 PhotoDisc, Inc. All rights reserved. Images provided by (c) 1997 Alan D. Carey; **41** (tl) (c)Design Pics Inc./Alamy; (tr) (c)Roger Tidman/CORBIS; (cl) (c)Ann & Steve Toon/Robert Harding World Imagery/Getty Images; (cr) (c)Gallo Images/Alamy; (bl) (c)Rainer Jahns/Alamy; (br) (c)Tom Nebbia/CORBIS; **42** (tl) (tc) (tr) (br) Corel Stock Photo Library; **42** (bl) Corbis; **65-66** (c)Tony Craddock/Photo Researchers, Inc.; **67** (c)Wayne Barret/CORBIS; **69** Hmco; **70** (t) (c)Andrew Duke/Alamy; **70** (b) (c)Stock Connection Distribution/Alamy; **71** (tl) (c)Darrell Gulin/Corbis; (tr) (c)Jean Louis Bellurget/Stock Image/Jupiterimages; (cl) (c)Pete Turner/The Image Bank/Getty Images; (cr) (c) Ryan McVay/Taxi/Getty Images; (bl) (c)VEER Gildo Spadoni/Photonica/Getty Images; (br) (c) Steve Mason/PhotoDisc/Getty Images; **72** (c) Willy Matheisl/Alamy; **73** (c)Richard Hutchings/Photo Edit; **74** (inset) (c)Courtesy of Pat

Cummings; **75** Spread (c)J.A. Kraulis/Masterfile; **76** Spread (c)2007 Masterfile Corporation; **78** (c)Bill Leaman/Dembinsky Photo; **79** full page (c)Richard Hutchings/Photo Edit; **80** Spread (c)2007 Jupiterimages ; **82** full page (c)Masterfile; **83** (t) (c)2007 Masterfile Corporation; **84** Spread (c)2007 Masterfile Corporation; **86** fullpage (c) Garry Black/Masterfile; **87** (t) (c)2007 PunchStock; **88** Spread (c)Tim Pannell/Corbis; **90** (c) (c) George McCarthy/naturepl.com; **91** full page (c)2007 PunchStock; **92** (t) (c)2007 PunchStock; (ct) (c)Richard Hutchings/Photo Edit; (cb) (c) BrandX; (b) (c)2007 PunchStock; **94** (c)Darrell Gulin/CORBIS; **94** (c)Ariel Skelley/Corbis; **95** (c) Willy Matheisl/Alamy; **96-97** (c)Hans Reinhard/zefa/Corbis; **99** (c)Darrell Gulin/Corbis; **101** HMCo; **102** (t) (c)ARCO/H Reinhard; **102** (b) (c) John Foxx/Stockbyte/Getty Images; **103** (tl) (c) Danita Delimont/Alamy; (tr) (c)Larry Brownstein/Photodisc; (cl) (c)Photos.com; (cr) (c)Jonathan Blair/CORBIS; (bl) (c)QT Luong/Terragalleria; (br) (c)franzfoto.com/Alamy; **104** (c)Don Mason/CORBIS; **105** HMCo; **106** (c)Courtesy of Viviana Garafoli; **107** (c)Courtesy of Pam Munoz; **126-127** (c)Associated Press; **127** (c)David Cannon/Getty Images Sport/Getty Images; **127** (c)Tony Duffy/AFP/Getty Images; **128** (c)2007 The Associated Press; **129** (c)Artville; **131** (c)Patrik Giardino/CORBIS; **132** (c)Stockdisk; **134** (b) (c) BRIAN ELLIOTT/Alamy; **135** (tl) (c)Patricio Robles Gil/Sierra Madre/Minden Pictures/Getty Images; **135** (tr) (c)John W. Banagan/Photographer's Choice/Getty Images; **135** (cl) (c) Andy Thompson/Alamy; **135** (cr) (c)Raymond Gehman/National Geographic/Getty Images; **135** (bl) (c)Georgette Douwma/Photographer's Choice RR/Getty Images; **135** (br) (c)Georgette Douwma/Photographer's Choice RR/Getty Images;

136 (l) (c)1996 PhotoDisc, Inc. All rights reserved. Images provided by (c) 1996 CMCD; (r) (c) 1996 PhotoDisc, Inc. All rights reserved. Images provided by (c) 1996 CMCD; (cr) (c) iStock; **136** (cl) (c)Stockbyte/Fotosearch; **137** HMCo; **138** (c)Courtesy of Jim Bruchac; **139** (c)Bela Baliko; **140** (bl) Animal Groups; (tl) (c) Georgette Douwma/Getty Images; (cr) (c)Rene Krekels/Foto Natura/Minden Pictures; **141** (t) (c) Gail Shumway/Getty Images; (b) (c)Darell Gulin/Getty Images; **142-143** (c)Fred Bavendam/Getty Images; **144** (c)Jeffrey L. Rotman/CORBIS; **145** (b) (c)blickwinkell/Alamy; **145** (inset) (c)Heidi & Hans-Jurgen Koch/Minden Pictures; **146** (b) (c)Stephen Frink/Getty Images; (inset) (c)Kevin Schafer/CORBIS; **147** (c)PhotoLink; **148** (c) Yanik Chauvin/Shutterstock; **149** (bg) (c)Michael & Patricia Fogden/Getty Images; (inset) (c) Michael & Patricia Fogden/Getty Images; **150** (c) Masterfile; **151** (tl) (c)Darren Bennett/Animals Animals - Earth Scenes; (tr) (c)John Giustina/Getty Images; (b) (c)Martin Harvey/CORBIS; **152** (c)VCL/Getty Images; **153** (c)Dave King/Dorling Kindersley; **154** (c)Karen Su/Getty Images; **155** (inset) (c)Alan D. Carey/PhotoDisc; (b) (c)Tom Bean/CORBIS; **156-157** (c)Masterfile; **157** (inset) (c)Bela Baliko; **161** (c)PhotoLink; **161** (tl) (c)Daly & Newton/Getty; (tr) (c)1996 PhotoDisc; (b) (c) Steven Puetzer/Getty Images; **163** (c)Comstock.

Illustration

Cover Jimmy Pickering; **12** Ken Bowser; **32-39** Joe Cepeda; **33** Robert Schuster; **39** Sally Vitsky; **42** Robin Boyer; **44-60** Gerald McDermott; **63** Patrick Gnan; **64** Gary Antonetti; **66** Bernard Adnet; **69** Sally Vitsky; **101** Jan Bryan-Hunt; **104** Bernard Adnet; **106-124** Viviana Garafoli; **130** Bernard Adnet; **133** Ken Bowser; **158-160** Lynne Chapman; **165** Jan Bryan-Hunt.

All other photos Houghton Mifflin Harcourt Photo Libraries and Photographers.

